

THE LITTLE RED HEN

1st grade/ Forgiveness

---- TITLE ----

The name of this story is... The Little Red Hen (Thumbs in armpits - like wings - flap wing on each word)

[DO IT WITH ME]

---- EVENTS ----

This story takes place on a farm. It begins here (Lay out Green Triangle)

Then goes here (Lay out Yellow Square)


And here (Lay out Red Circle)

This is the Beginning. (point to Triangle)

This is the Middle. (point to Square)

This is the End. (point to Circle)

I wonder what will happen in each place!




THE LITTLE RED HEN

---- PLOT ----

-- Beginning --

At the beginning of our story is a house. (point to Green triangle)

In the house there was a warm Chair (lay out  the chair),

a cozy Fireplace (lay out the  fireplace)

and a soft Couch (lay out the  couch).

On the chair, there was a dog. This is what he looked like. (Hands up to top of chest like paws, shake head)

And this is what he sounded like:

“I love to sleep all day on my warm chair”

Next to the Fireplace, there was a mouse. This is what he looked like. (Cup hands on top of head like ears, shake head)

And this is what he sounded like:

“I love to sleep all day by my cozy Fireplace”

On the couch, there was a cat. This is what he looked like. (Lick paws, shake head)

And this is what he sounded like:

“I love to sleep all day on my soft couch”

In the house, there also lived the Little Red Hen. This is what she looked like. (Thumbs in armpits - like wings)

And this is what she sounded like:

I am the Little Red Hen." (place hen in middle of triangle)

All day long, the Little Red Hen would buy the groceries, cook the meals, clean the house, and do the laundry. And whenever she asked, "*Who will help me with these chores?*" what do you think the other animals replied?

Tell your neighbor. (Students discuss)

I heard lots of things. In our story, the animals say:

"*Ruff. Not I.*" Said the dog. (Hands up to top of chest like paws, shake head)

"*Squeek. Not I.*" Said the mouse. (Cup hands on top of head like ears, shake head)

"*Meow. Not I.*" Said the cat. (Lick paws, shake head)

"*Then I will do it myself.*" said the Little Red Hen. (Right thumb to chest, then right fist on hip and left fist on hip)

(To the tune of "Row, row, row your boat")

"*Chores, chores, do the chores, all by myself.*" (sweeping the floor, fists to waist)

"*I am doing all the chores, all by myself.*" (thumbs to chest, cross arms)

THE LITTLE RED HEN

---- Middle ----


Event # 1 PLANTING THE GRAIN OF WHEAT

(Place hen on bottom right corner of square) One day, when the Little Red Hen was doing the chores outside, she found something. **What do you think it could be?**

Tell your neighbor. (Students discuss)

I heard lots of things.

In this story, it is a grain of wheat.

This is what it looked like. (take out the grain of  wheat - put in down right corner of square)

She asked the other animals, "*Who will help me plant this grain of wheat?*" (Arms in "w" shape, palms up/ left palm up- right hand holding small grain of wheat and planting it into left palm)

What do you think the other animals replied?

Tell your neighbor. (Students discuss)

I heard lots of things. In our story, the animals say:

"Ruff. *Not I.*" Said the dog. (Hands up to top of chest like paws, shake head)

"Squeek. *Not I.*" Said the mouse. (Cup hands on top of head like ears, shake head)

"*Meow. Not I.*" Said the cat. (Lick paws, shake head)


Then I will do it myself.” said the Little Red Hen. (Right thumb to chest, then right fist on hip and left fist on hip)

(To the tune of “Row, row, row your boat”)

“Plant, plant, plant the seed, all by myself.” (plant the seed, fists to waist)

“I am planting the seed, all by myself.” (thumbs to chest, cross arms)
(Move hen to Bottom left corner of square)

Event # 2 CUTTING THE GRAIN OF WHEAT

Each morning, she watered the wheat and pulled the weeds. Soon the wheat pushed through the ground and began to grow tall. (place wheat on bottom left corner of square) 

When the wheat was ripe, the Little Red Hen said, *“Who will help me cut this grain of wheat?”* (Arms in “w” shape, palms up/ hold sickle with both hands and slash from right to left)

“Ruff. Not I.” Said the dog. (Hands up to top of chest like paws, shake head)

“Squeek. Not I.” Said the mouse. (Cup hands on top of head like ears, shake head)

“Meow. Not I.” Said the cat. (Lick paws, shake head)

“Then I will do it myself.” said the Little Red Hen. (Right thumb to chest, then right fist on hip and left fist on hip)

(To the tune of “Row, row, row your boat”)

“Cut, cut, cut the wheat, all by myself.” (hold sickle with both hands and slash from right to left, fists to waist)

“I am cutting the wheat, all by myself.” (thumbs to chest, cross arms)
(Move Hen to up top left corner)

Event # 3 TAKING WHEAT TO THE MILL

When the wheat was all cut , the Little Red Hen asked, “*Who will take this wheat to the mill to be ground into flour?*” (Arms in “w” shape, palms up/ left palm up-right fist ground up flour on left palm)

“Ruff. *Not I.*” Said the dog. (Hands up to top of chest like paws, shake head)

“Squeek. *Not I.*” Said the mouse. (Cup hands on top of head like ears, shake head)


“Meow. *Not I.*” Said the cat. (Lick paws, shake head)

“Then I will do it myself.” said the Little Red Hen. (Right thumb to chest, then right fist on hip and left fist on hip)

(To the tune of “Row, row, row your boat”)

“*Ground, ground the flour, all by myself.*” (left palm up-right fist ground up flour on left palm, fists to waist)

“*I am grounding the flour, all by myself.*” (thumbs to chest, cross arms)

The Little red hen returned from the mill (place bag of flour In Top LEFT corner of square) carrying a small bag of fine white  flour.

(move Hen to top Right corner)

Event # 4 MAKING THE CAKE

“*Who will make a cake from this fine white flour?*” said the hen. (Arms in “w” shape/ left arm holding bowl-right hand mixing batter)

“Ruff. *Not I.*” Said the dog. (Hands up to top of chest like paws, shake head)

“Squeek. *Not I.*” Said the mouse. (Cup hands on top of head like ears, shake head)

“*Meow. Not I.*” Said the cat. (Lick paws, shake head)

“*Then I will do it myself.*” said the Little Red Hen. (Right thumb to chest, then right fist on hip and left fist on hip)



(PUT BOWL AND HEN ON TOP RIGHT CORNER OF SQUARE)

(To the tune of “Row, row, row your boat”)

“*Make, make, make the cake, all by myself.*” (left arm holding bowl-right hand mixing batter, fists to waist)

“*I am making the cake, all by myself.*” (thumbs to chest, cross arms)

(Pantomime the following:) The Little Red Hen got milk, and sugar, and eggs, and butter, and mixed them in a big bowl with the fine white flour.

THE LITTLE RED HEN

---- End ----

(Place kitchen and hen in the red circle.)



The Little Red Hen went into the kitchen, gathered sticks and made a fire in the stove. When the oven was hot, she poured the cake batter into a shining pan and put it in the oven.

Soon, a delicious smell filled the cozy house. (smell the air)

The dog (pick up the dog) got up from the warm chair and came into the kitchen. (move to kitchen)

The mouse (pick up the mouse) jumped down from his cozy fireplace and scampered into the kitchen. (move to kitchen)

The cat (pick up the cat) got off of the soft couch and strolled into the kitchen. (move to kitchen)

The little red hen was just pulling a beautiful cake out of the oven.



“Who will eat this cake?” (Arms in “w” shape)

“I will!” said the dog. (right arm raised up)

“I will!” said the mouse. (right arm raised up)

“I will!” said the cat. (right arm raised up)

Then the Little Red Hen said:

***(point to seeds) *“I planted the wheat.”* (left palm up- right hand holding small grain of wheat and planting it into left palm)

***(point to wheat) *“I cut the wheat.”* (hold sickle with both hands and slash from right to left)

***(point to flour) *“I ground the flour.”* (left palm up-right fist ground up flour on left palm)

*(point to cake) “*I baked the cake.*” (left arm holding bowl-right hand mixing batter)

“*I am feeling very angry that you all didn’t help me and I’m thinking that I should eat it all by myself.*” **What do you think the Little Red Hen will do?**

Tell your neighbor. (Students discuss)

I heard lots of things.

The other animals listened to what she said, saw that she was angry and said:

(To the tune of “Row, row, row your boat”)

“*You did everything, all by yourself.*” (arms outstretched - showing all the work/ fists to waist)

“*We are sorry we didn’t help, please forgive us.*” (thumbs to chest, cross arms)

Little Red Hen chose to take a Forgiveness Breath (breath in 1-2-3-4 and out 1-2 -3 -4)

DO IT WITH ME

Then, she said, ‘*Yes, I forgive you.*’.

And in the end, Little Red Hen shared her feelings, her cake and forgave the animals.

The Dog, Mouse and Cat learned the importance of helping out and apologizing and asking for forgiveness when they made a mistake.

And that is the story of.. The Little Red Hen (Thumbs in armpits - like wings - flap wing on each word)

The end.

THE LITTLE RED HEN

---- Assessment ----

Let's put the story away. I'm looking for:

Characters

- "Ruff. Not I." Dog
- "Squeek. Not I." Mouse
- "Meow. Not I" Cat
- "Then I will do it myself." Little Red Hen

Settings:

- Chair
- Fireplace
- Couch
- Kitchen

Events

- Planting the Wheat
- Cutting the Wheat
- Milling the Wheat
- Making the Cake

Beginning of story (green triangle)

Middle of story (yellow square)

End of story (Red circle)

THE LITTLE RED HEN

---- What goes into the box----

STORY

Large GREEN triangle

Large YELLOW square

Large RED circle

SETTINGS

Chair

Fireplace

Couch

Kitchen

Events

Grain of wheat

Tall wheat

Bag of four

Mixing bowl and spoon

Cake

CHARACTERS (various blocks that you have in the classroom)

Dog


Mouse

Cat

Little Red Hen









Audience



Storyteller

Supplies List

Little Red Hen	Little Red Hen Script	print & laminate
		https://www.amazon.com/Onepine-7-9x11-8-inch%EF%BC%8820x30-cm%EF%BC%89Craft-Patchwork/dp/B07FTQVJ7Z/ref=pd_sbs_201_10?encoding=UTF8&pd_rd_i=B07FTQVJ7Z&pd_rd_r=55a796a4-b13e-4f0a-83a1-209a02a30e41&pd_rd_w=LFWOI&pd_rd_wg=StClk&pf_rd_p=7cd8f929-4345-4bf2-a554-7d7588b3dd5f&pf_rd_r=S57RZSDBS9R3F6EH1DVY&psc=1&refRID=S57RZSDBS9R3F6EH1DVY
	Green Fabric	
	Yellow Fabric	
	Red Fabric	
	Chair	print & laminate
	Fireplace	print & laminate
	Couch	print & laminate
	Kitchen	print & laminate
	Wheat Grains	print & laminate
	Tall Wheat	print & laminate
	Bag of Flour	print & laminate
	Mixing Bowl/Spoon	print & laminate
	Cake	print & laminate
	Character Blocks	https://www.amazon.com/Wooden-Cubes-Arts-Crafts-Unfinished/dp/B073HJB42K/ref=asc_df_B073HJB42K/?tag=hyprod-20&linkCode=df0&hvadid=219491607334&hvpos=&hvnetw=g&hvrnd=1143024602100306897&hvpon=&hvptwo=&hvqmt=&hvdev=c&hvdvcmld=&hvlocint=&hvlocphy=9026058&hvtargid=pla-378742351802&psc=1

